

4


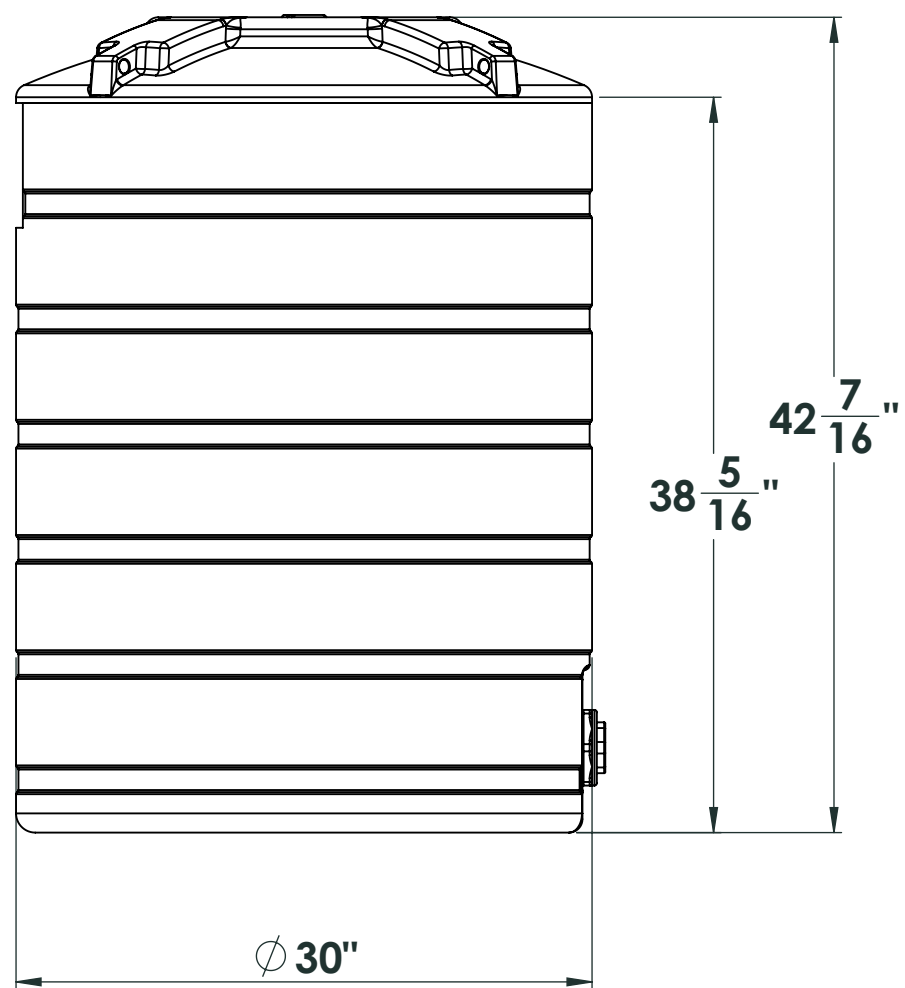
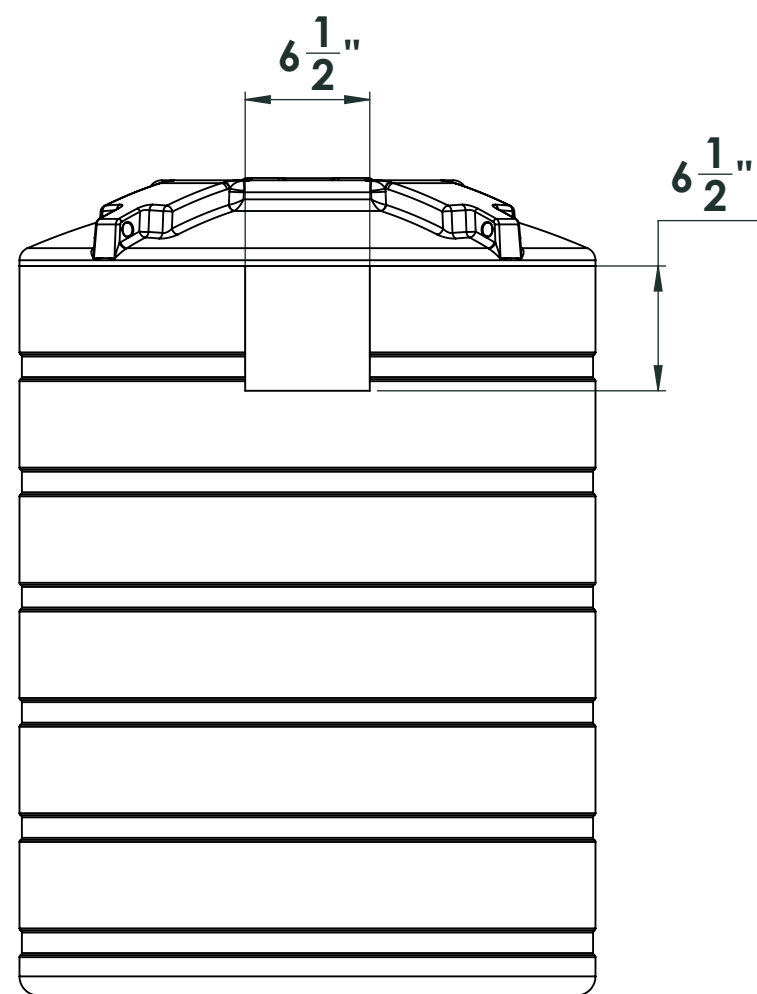
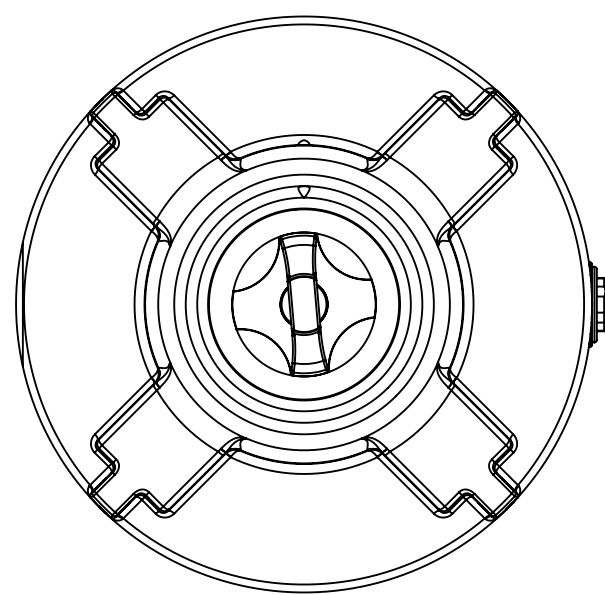
3

2

1

8 inch lid

2 inch threaded fitting



NOTE: Allow +/- 1.5% Shrinkage

PROPRIETARY AND CONFIDENTIAL
 THE INFORMATION CONTAINED IN THIS DRAWING IS THE SOLE PROPERTY OF ENDURAPLAS LLC. ANY REPRODUCTION IN PART OR AS A WHOLE WITHOUT THE WRITTEN PERMISSION OF ENDURAPLAS LLC IS PROHIBITED.

UNLESS OTHERWISE SPECIFIED:		NAME	DATE	ENDURAPLAS LLC
DIMENSIONS ARE IN INCHES		DRAWN	DNS	
TOLERANCES:		CHECKED		TITLE:
FRACTIONAL ±		ENG APPR.		TLV00100
ANGULAR: MACH ± BEND ±		MFG APPR.		SIZE DWG. NO.
TWO PLACE DECIMAL ±		Q.A.		REV
THREE PLACE DECIMAL ±		COMMENTS:		1
INTERPRET GEOMETRIC TOLERANCING PER:	MATERIAL			SCALE: 1:10 WEIGHT:
FINISH	DO NOT SCALE DRAWING			SHEET 1 OF 1
NEXT ASSY	USED ON			
APPLICATION				

4

3

2

1

D

D

C

C

B

B

A

A